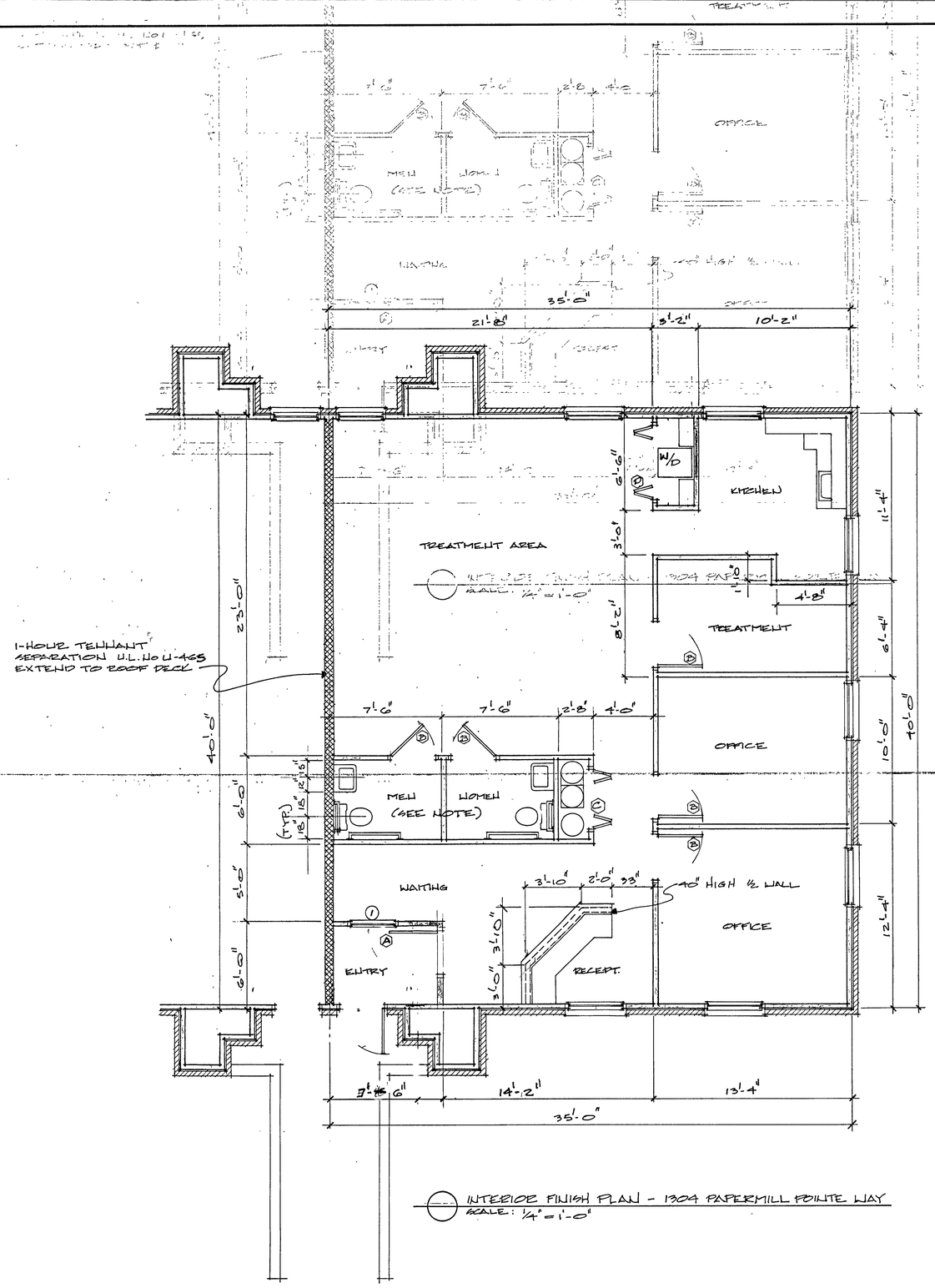

INTERIOR FINISH PLAN - 1304 PAPERMILL POINTE WAY
SCALE: 1/4" = 1'-0"

IN EACH ACCESSABLE TOILET THERE SHALL BE A GRAB BAR MOUNTED ON THE SIDEWALL ADJACENT TO THE WATERCLOSET AND A GRAB BAR MOUNTED ON THE REAR WALL BEHIND THE WATERCLOSET.

THE SIDEWALL GRAB BAR SHALL BE A MINUIMUM OF 42" LONG WITH THE FAR END LOCATED A MAXIMUM OF 12" FROM THE FINISHED FACE OF THE WALL BEHIND THE WATERCLOSET.

THE REAR GRAB BAR SHALL BE 24" LONG WITH 12" ON EITHER SIDE OF THE WATERCLOSET CENTERLINE

ALL GRAB BARS SHALL BE MOUNTED NOT LESS THAN 33" NOR MORE THAN 36" ABOVE THE FINISHED FLOOR.

ALL GRAB BARS SHALL BE CAPABLE OF SUPPORTING A 250LB. LOAD APPLIED IN ANY DIRECTION ANYWHERE ALONG ITS LENGTH.

ALL GRAB BARS SHALL BE 1-1/4" TO 1-1/2" IN DIAMETER

THE CLEAR HAND SPACE BETWEEN THE GRAB BAR AND THE FINISHED FACE OF THE WALL SHALL BE 1-1/2".

EACH ACCESSIBLE TOILET SHALL HAVE A CLEAR FLOOR AREA OF 60" BY 60" OR A 60" DIAMETER TURNING CIRCLE;

ACCESSIBLE WATERCLOSETS SHALL HAVE THE SEAT AT 16-1/2" MIN. TO 19-1/2" MAX. ABOVE THE FINISHED FLOOR.

THE SPACE BELOW THE SKIRT OF A WALL HUNG LAVATORY SHALL BE NOT LESS THAN 29" AND THE HEIGHT TO THE LAVATORY RIM SHALL BE NOT MORE THAN 36" NOR LESS THAN 34".

MAXIMUM WATER TEMPERATURE SHALL NOT EXCEED 120 DEGREES F.

A MIRROR SHALL BE PLACED ABOVE THE LAVATORY AND TOWEL RACK PLACED NEARBY, BOTH BEING NOT MORE THAN 40" ABOVE THE FINISHED FLOOR.

UNLESS OTHERWISE NOTED, ALL WATER SUPPLY LINES SHALL BE COPPER.

UNLESS OTHERWISE NOTED, ALL WASTE AND VENT LINES SHALL BE SCHEDULE 40 PVC.

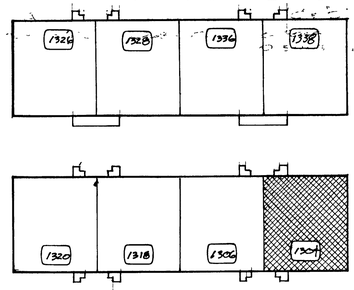

BUILDING KEY

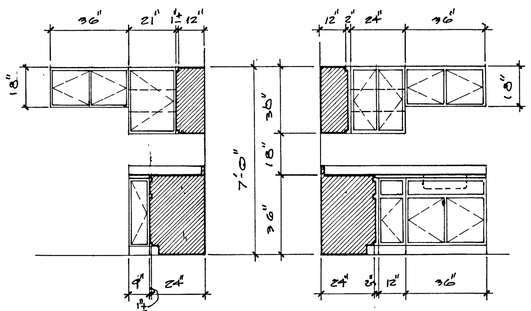

INTERIOR ELEVATIONS
SCALE: 3/8" = 1'-0"

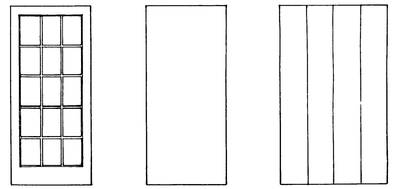



"1"
3636 GLASS BLOCK
WDW. UNIT.
2.0. 42¾" x 42¾"

Drawings and/or Dimensions Subject to Field Verification

ENGINEER: RICHARD M. COLLINS, P.E.
P. O. BOX 10721
KNOXVILLE, TN 37939
ph. (423)588-2731
MUTUAL GRAPHICS GROUP, INC.

Papermill Pointe
Business Park

1304 PAPERMILL POINTE WAY
INT. FINISH PLAN, NOTES & DETAILS

REVISIONS

DATE
8-02

SCALE
1/4" = 1'-0"

SHT. 1

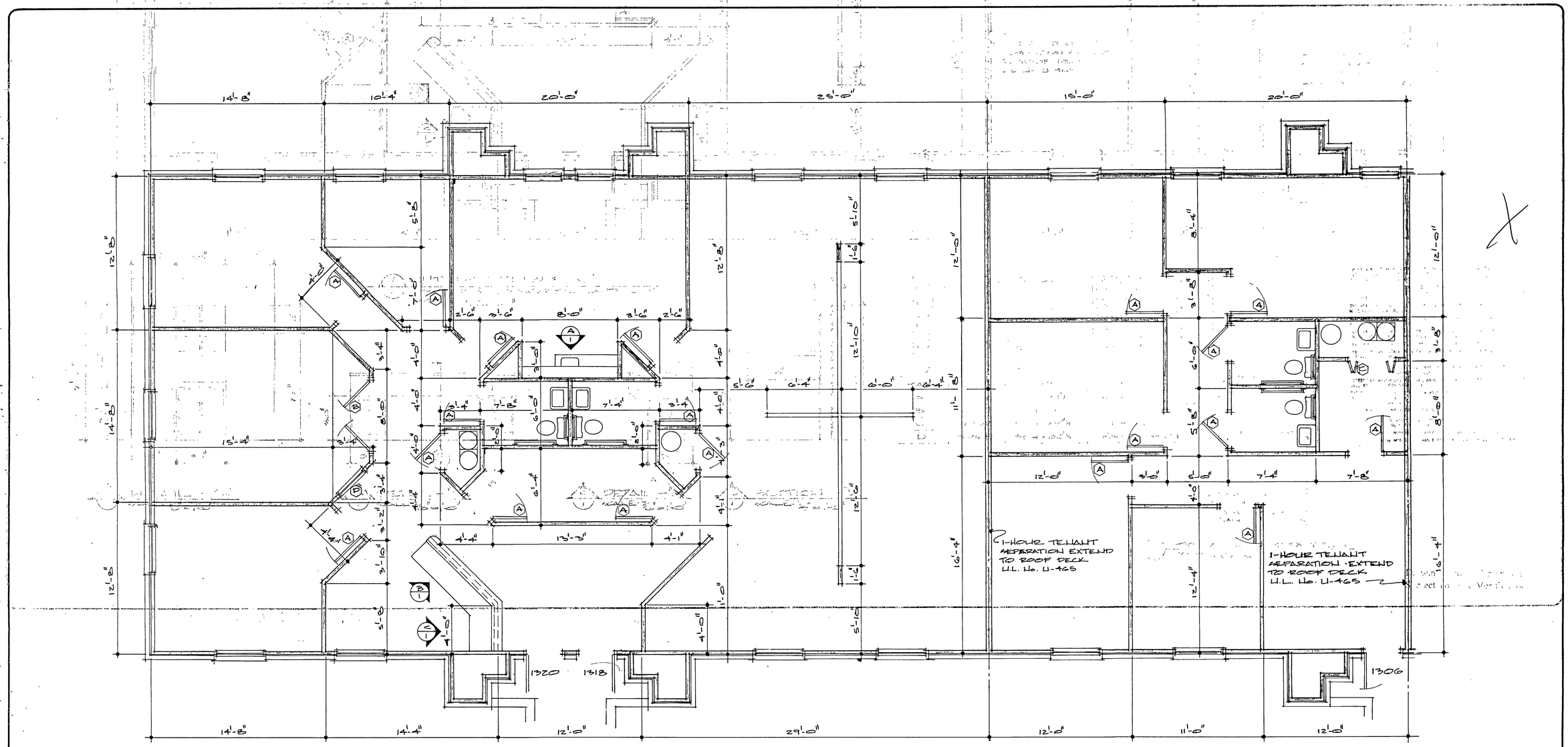

1/1 INTERIOR FINISH PLAN
1306, 1318 & 1320 PAPERMILL POINTE WAY
SCALE: 1/4" = 1'-0"

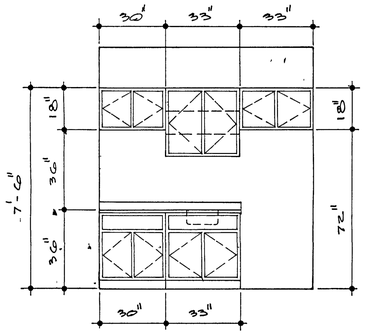

A/1 DETAIL — "A"
SCALE: 3/8" = 1'-0"

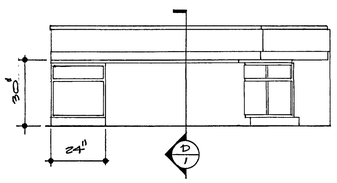

B/1 DETAIL — "B"
SCALE: 3/8" = 1'-0"

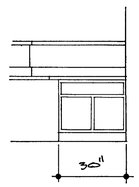

C/1 DETAIL — "C"
SCALE: 3/8" = 1'-0"

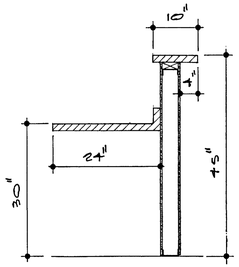

D/1 SECTION — "D"
SCALE: 3/4" = 1'-0"

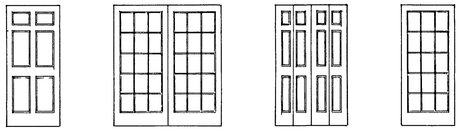

MARK	SIZE	R.O.	REMARKS
A	3068	38"w x 81"h.	6-PANEL
B	6068	74"w x 82"h.	DBL. 15-LITE
C	4068	50"w x 82"h.	BI-FOLD
D	3068	38"w x 82"h.	FIXED 15-LITE

IN EACH ACCESSABLE TOILET THERE SHALL BE A GRAB BAR MOUNTED ON THE SIDEWALL ADJACENT TO THE WATERCLOSET AND A GRAB BAR MOUNTED ON THE REAR WALL BEHIND THE WATERCLOSET.

THE SIDEWALL GRAB BAR SHALL BE A MINUIMUM OF 42" LONG WITH THE FAR END LOCATED A MAXIMUM OF 12" FROM THE FINISHED FACE OF THE WALL BEHIND THE WATERCLOSET.

THE REAR GRAB BAR SHALL BE 24" LONG WITH 12" ON EITHER SIDE OF THE WATERCLOSET CENTERLINE

ALL GRAB BARS SHALL BE MOUNTED NOT LESS THAN 33" NOR MORE THAN 36" ABOVE THE FINISHED FLOOR.

ALL GRAB BARS SHALL BE CAPABLE OF SUPPORTING A 250LB. LOAD APPLIED IN ANY DIRECTION ANYWHERE ALONG ITS LENGTH.

ALL GRAB BARS SHALL BE 1-1/4" TO 1-1/2" IN DIAMETER

THE CLEAR HAND SPACE BETWEEN THE GRAB BAR AND THE FINISHED FACE OF THE WALL SHALL BE 1-1/2"

EACH ACCESSIBLE TOILET SHALL HAVE A CLEAR FLOOR AREA OF 60" BY 60" OR A 60" DIAMETER TURNING CIRCLE;

ACCESSIBLE WATERCLOSETS SHALL HAVE THE SEAT AT 16-1/2" MIN. TO 19-1/2" MAX. ABOVE THE FINISHED FLOOR.

THE SPACE BELOW THE SKIRT OF A WALL HUNG LAVATORY SHALL BE NOT LESS THAN 29" AND THE HEIGHT TO THE LAVATORY RIM SHALL BE NOT MORE THAN 36" NOR LESS THAN 34".

MAXIMUM WATER TEMPERATURE SHALL NOT EXCEED 120 DEGREES F.

A MIRROR SHALL BE PLACED ABOVE THE LAVATORY AND TOWEL RACK PLACED NEARBY, BOTH BEING NOT MORE THAN 40" ABOVE THE FINISHED FLOOR.

UNLESS OTHERWISE NOTED, ALL WATER SUPPLY LINES SHALL BE COPPER.

UNLESS OTHERWISE NOTED, ALL WASTE AND VENT LINES SHALL BE SCHEDULE 40 PVC.

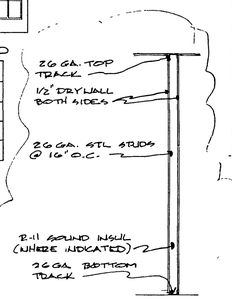

2/1 TYPICAL INTERIOR PARTITION
SCALE 3/8" = 1'-0"

Drawings and/or Dimensions
Subject To Field Verification

ENGINEER: RICHARD M. COLLINS, P.E.
P. O. BOX 10721
KNOXVILLE, TN 37939
ph. (-)588-2731
MUTUAL GRAPHICS GROUP, INC.

Papermill Pointe
Business Park

INTERIOR FINISH PLAN
1306, 1318 & 1320
PAPERMILL POINTE WAY
NOTES & DETAILS

REVISIONS

DATE
APRIL, 2003

SCALE
1/4" = 1'-0"

1

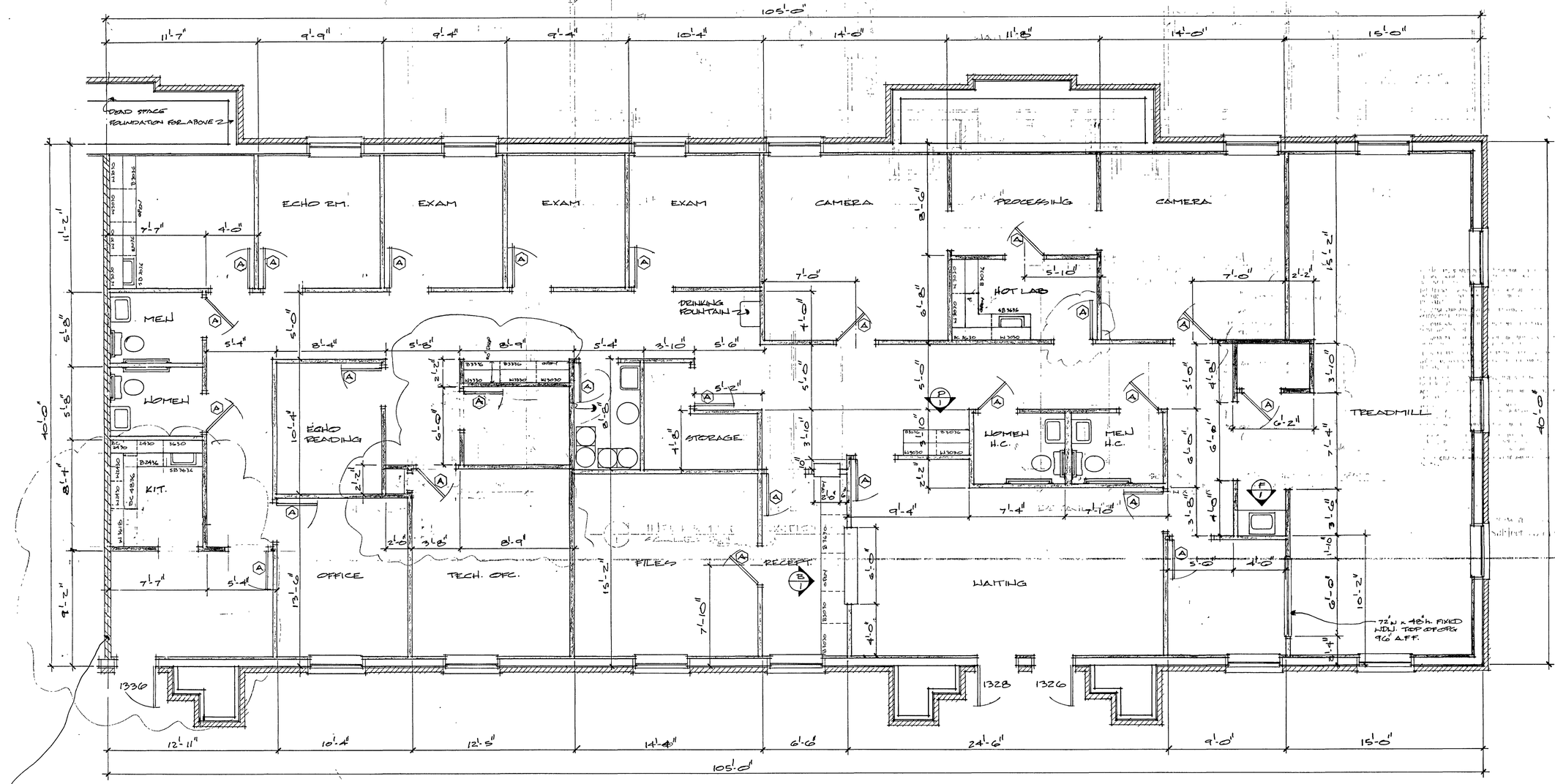

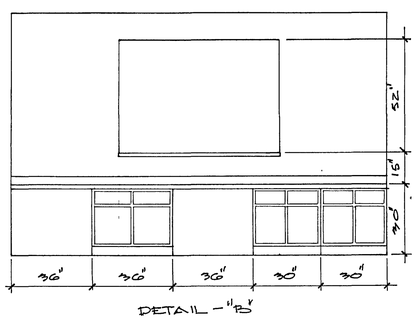

DETAIL - "B"

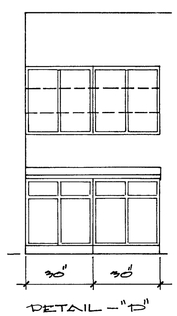

DETAIL - "D"

2/1 INTERIOR ELEVATIONS
SCALE: 3/8" = 1'-0"

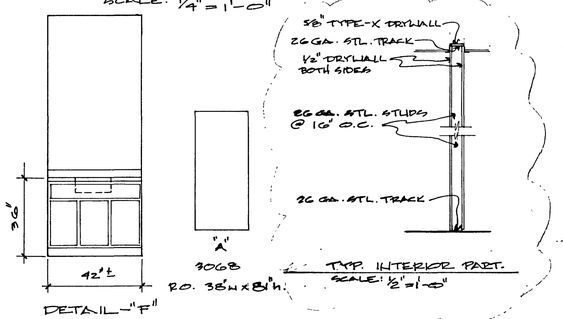

DETAIL - "F"

TYP. INTERIOR PART.
SCALE: 1/2" = 1'-0"

1/1 INTERIOR FINISH PLAN
1326, 1328 & 1336 PAPERMILL POINTE WAY
SCALE: 1/4" = 1'-0"

IN EACH ACCESSIBLE TOILET THERE SHALL BE A GRAB BAR MOUNTED ON THE SIDEWALL ADJACENT TO THE WATERCLOSET AND A GRAB BAR MOUNTED ON THE REAR WALL BEHIND THE WATERCLOSET.

THE SIDEWALL GRAB BAR SHALL BE A MINIMUM OF 42" LONG WITH THE FAR END LOCATED A MAXIMUM OF 12" FROM THE FINISHED FACE OF THE WALL BEHIND THE WATERCLOSET.

THE REAR GRAB BAR SHALL BE 24" LONG WITH 12" ON EITHER SIDE OF THE WATERCLOSET CENTERLINE

ALL GRAB BARS SHALL BE MOUNTED NOT LESS THAN 33" NOR MORE THAN 36" ABOVE THE FINISHED FLOOR.

ALL GRAB BARS SHALL BE CAPABLE OF SUPPORTING A 250LB. LOAD APPLIED IN ANY DIRECTION ANYWHERE ALONG ITS LENGTH.

ALL GRAB BARS SHALL BE 1-1/4" TO 1-1/2" IN DIAMETER

THE CLEAR HAND SPACE BETWEEN THE GRAB BAR AND THE FINISHED FACE OF THE WALL SHALL BE 1-1/2"

EACH ACCESSIBLE TOILET SHALL HAVE A CLEAR FLOOR AREA OF 60" BY 80" OR A 60" DIAMETER TURNING CIRCLE;

ACCESSIBLE WATERCLOSETS SHALL HAVE THE SEAT AT 16-1/2" MIN. TO 19-1/2" MAX. ABOVE THE FINISHED FLOOR.

THE SPACE BELOW THE SKIRT OF A WALL HUNG LAVATORY SHALL BE NOT LESS THAN 29" AND THE HEIGHT TO THE LAVATORY RIM SHALL BE NOT MORE THAN 36" NOR LESS THAN 34".

MAXIMUM WATER TEMPERATURE SHALL NOT EXCEED 120 DEGREES F.

A MIRROR SHALL BE PLACED ABOVE THE LAVATORY AND TOWEL RACK PLACED NEARBY, BOTH BEING NOT MORE THAN 40" ABOVE THE FINISHED FLOOR.

UNLESS OTHERWISE NOTED, ALL WATER SUPPLY LINES SHALL BE COPPER.

UNLESS OTHERWISE NOTED, ALL WASTE AND VENT LINES SHALL BE SCHEDULE 40 PVC.

Drawings and/or Dimensions Subject To Field Verification

ENGINEER: RICHARD M. COLLINS, P.E.
P. O. BOX 10721
KNOXVILLE, TN 37939
ph. ( )588-2731

MUTUAL GRAPHICS GROUP, INC.

Papermill Pointe
Business Park

INTERIOR FINISH PLAN
1326, 1328 & 1336 PAPERMILL POINTE WAY
INT. ELEV., NOTES & DETAILS

REVISIONS
R-1 5-09-2003

DATE
APRIL, 2003

SCALE
1/4" = 1'-0"

1

Interior Finish Floor Plans

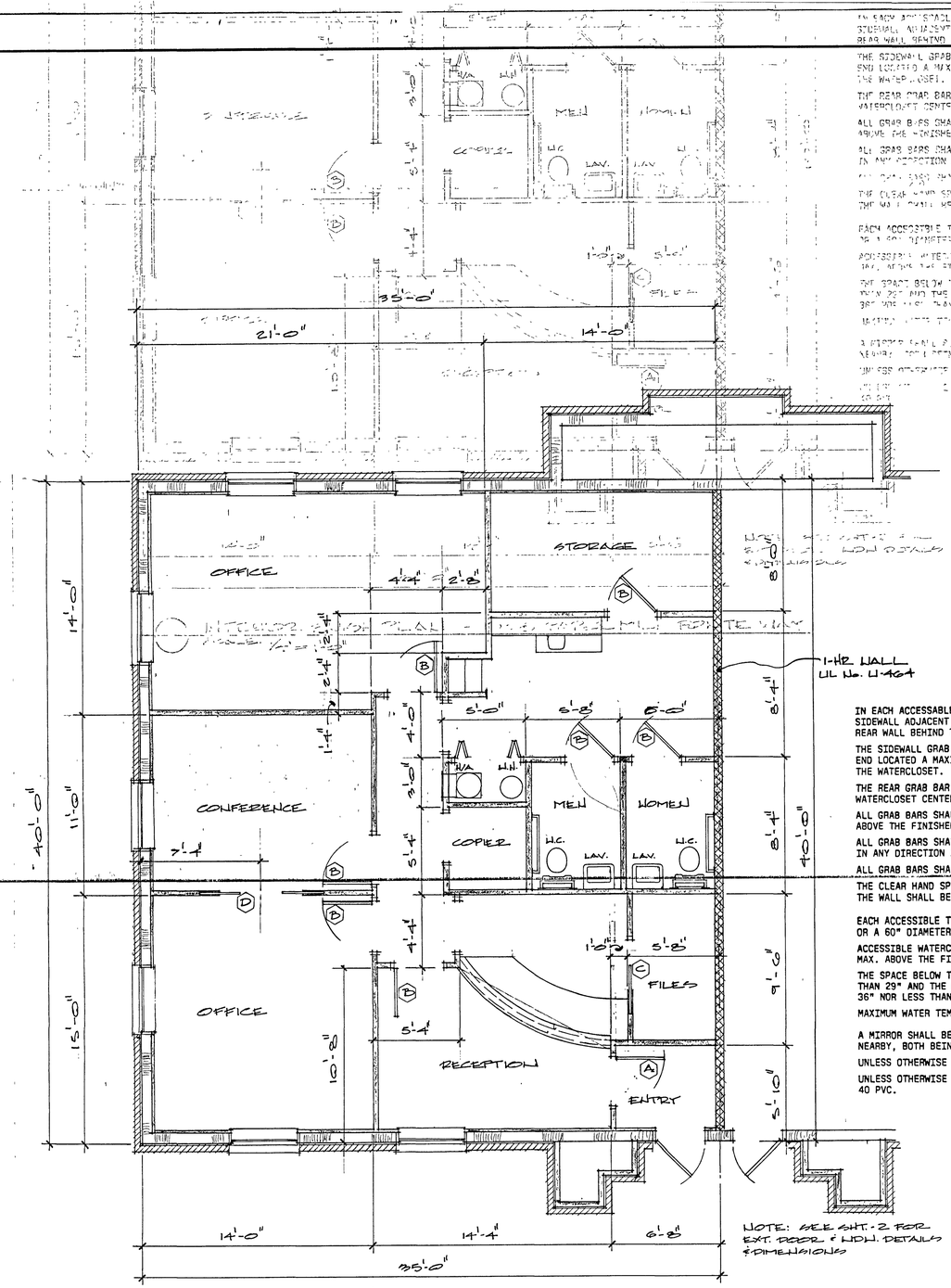

INTERIOR FINISH PLAN - 1338 PAPER MILL POINTE WAY
SCALE: 1/4" = 1'-0"

IN EACH ACCESSABLE TOILET THERE SHALL BE A GRAB BAR MOUNTED ON THE SIDEWALL ADJACENT TO THE WATERCLOSET AND A GRAB BAR MOUNTED ON THE REAR WALL BEHIND THE WATERCLOSET.

THE SIDEWALL GRAB BAR SHALL BE A MINUIMUM OF 42" LONG WITH THE FAR END LOCATED A MAXIMUM OF 12" FROM THE FINISHED FACE OF THE WALL BEHIND THE WATERCLOSET.

THE REAR GRAB BAR SHALL BE 24" LONG WITH 12" ON EITHER SIDE OF THE WATERCLOSET CENTERLINE

ALL GRAB BARS SHALL BE MOUNTED NOT LESS THAN 33" NOR MORE THAN 36" ABOVE THE FINISHED FLOOR.

ALL GRAB BARS SHALL BE CAPABLE OF SUPPORTING A 250LB. LOAD APPLIED IN ANY DIRECTION ANYWHERE ALONG ITS LENGTH.

ALL GRAB BARS SHALL BE 1-1/4" TO 1-1/2" IN DIAMETER

THE CLEAR HAND SPACE BETWEEN THE GRAB BAR AND THE FINISHED FACE OF THE WALL SHALL BE 1-1/2"

EACH ACCESSIBLE TOILET SHALL HAVE A CLEAR FLOOR AREA OF 60" BY 60" OR A 60" DIAMETER TURNING CIRCLE;

ACCESSIBLE WATERCLOSETS SHALL HAVE THE SEAT AT 16-1/2" MIN. TO 19-1/2" MAX. ABOVE THE FINISHED FLOOR.

THE SPACE BELOW THE SKIRT OF A WALL HUNG LAVATORY SHALL BE NOT LESS THAN 29" AND THE HEIGHT TO THE LAVATORY RIM SHALL BE NOT MORE THAN 36" NOR LESS THAN 34".

MAXIMUM WATER TEMPERATURE SHALL NOT EXCEED 120 DEGREES F.

A MIRROR SHALL BE PLACED ABOVE THE LAVATORY AND TOWEL RACK PLACED NEARBY, BOTH BEING NOT MORE THAN 40" ABOVE THE FINISHED FLOOR.

UNLESS OTHERWISE NOTED, ALL WATER SUPPLY LINES SHALL BE COPPER.

UNLESS OTHERWISE NOTED, ALL WASTE AND VENT LINES SHALL BE SCHEDULE 40 PVC.

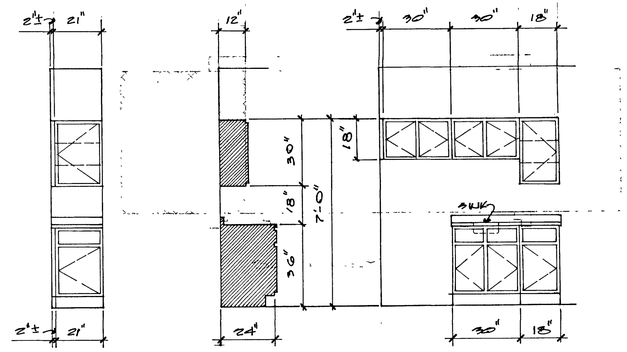

INTERIOR ELEVATIONS
SCALE: 3/8" = 1'-0"

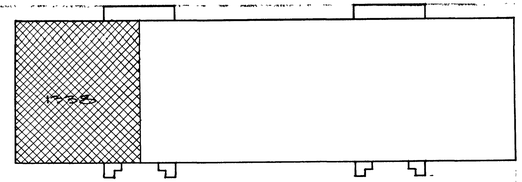

BLDG KEY

Drawings and/or Dimensions
Subject to Field Verification

RICHARD M. COLLINS, P.E.
ENGINEER: RICHARD M. COLLINS, P.E.
P. O. BOX 10721
KNOXVILLE, TN 37939
ph. (423)588-2731
MUTUAL GRAPHICS GROUP, INC.

Papermill Pointe
Business Park

1338 PAPERMILL POINTE WAY
INTERIOR FINISH PLAN
NOTES & DETAILS

REVISIONS

DATE
9-01

SCALE
1/4" = 1'-0"

7

M932400

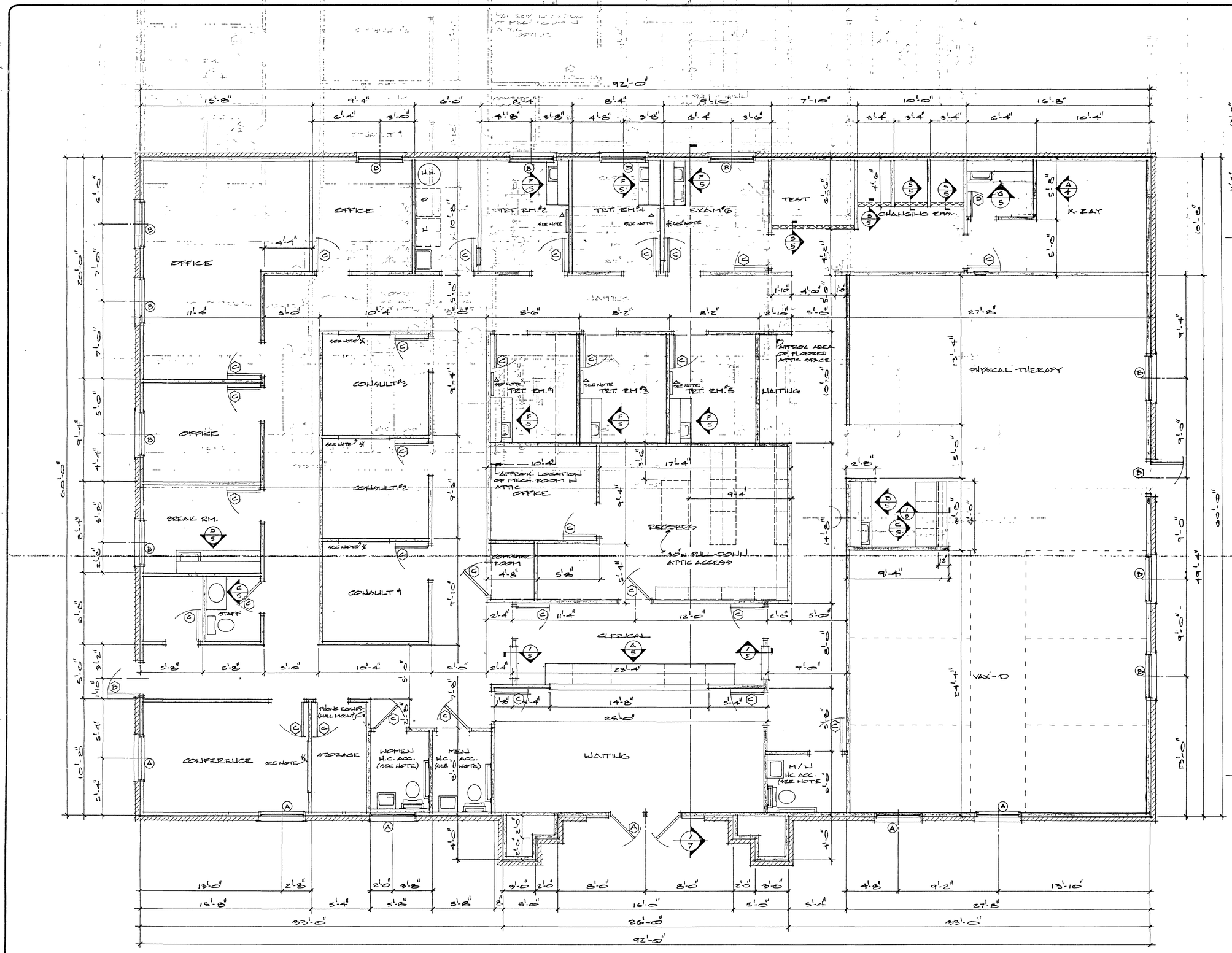

1/4 BUILDING FLOOR PLAN
1346 PAPERMILL POINTE WAY
SCALE 1/4" = 1'-0"

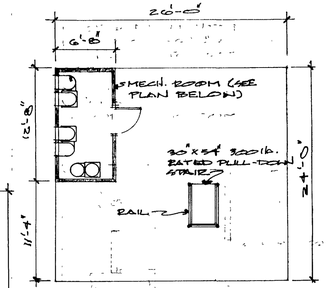

3/4 FLOORED ATTIC PLAN
SCALE 1/8" = 1'-0"

IN EACH ACCESSABLE TOILET THERE SHALL BE A GRAB BAR MOUNTED ON THE SIDEWALL ADJACENT TO THE WATERCLOSET AND A GRAB BAR MOUNTED ON THE REAR WALL BEHIND THE WATERCLOSET.

THE SIDEWALL GRAB BAR SHALL BE A MINIMUM OF 42" LONG WITH THE FAR END LOCATED A MAXIMUM OF 12" FROM THE FINISHED FACE OF THE WALL BEHIND THE WATERCLOSET.

THE REAR GRAB BAR SHALL BE 24" LONG WITH 12" ON EITHER SIDE OF THE WATERCLOSET CENTERLINE

ALL GRAB BARS SHALL BE MOUNTED NOT LESS THAN 33" NOR MORE THAN 36" ABOVE THE FINISHED FLOOR.

ALL GRAB BARS SHALL BE CAPABLE OF SUPPORTING A 250LB. LOAD APPLIED IN ANY DIRECTION ANYWHERE ALONG ITS LENGTH.

ALL GRAB BARS SHALL BE 1-1/4" TO 1-1/2" IN DIAMETER

THE CLEAR HAND SPACE BETWEEN THE GRAB BAR AND THE FINISHED FACE OF THE WALL SHALL BE 1-1/2"

EACH ACCESSIBLE TOILET SHALL HAVE A CLEAR FLOOR AREA OF 60" BY 80" OR A 60" DIAMETER TURNING CIRCLE;

ACCESSIBLE WATERCLOSETS SHALL HAVE THE SEAT AT 16-1/2" MIN. TO 19-1/2" MAX. ABOVE THE FINISHED FLOOR.

THE SPACE BELOW THE SKIRT OF A WALL HUNG LAVATORY SHALL BE NOT LESS THAN 29" AND THE HEIGHT TO THE LAVATORY RIM SHALL BE NOT MORE THAN 36" NOR LESS THAN 34".

MAXIMUM WATER TEMPERATURE SHALL NOT EXCEED 120 DEGREES F.

A MIRROR SHALL BE PLACED ABOVE THE LAVATORY AND TOWEL RACK PLACED NEARBY, BOTH BEING NOT MORE THAN 40" ABOVE THE FINISHED FLOOR.

UNLESS OTHERWISE NOTED, ALL WATER SUPPLY LINES SHALL BE COPPER.

UNLESS OTHERWISE NOTED, ALL WASTE AND VENT LINES SHALL BE SCHEDULE 40 PVC.

* RECESSED LIGHTED VIEW BOX; R.O. 36 3/4"w x 22 3/4"h. 49" FLOOR TO BOTTOM OF OPG.

Δ SURFACE MOUNTED LIGHTED VIEW BOX 28"w x 22"h. -49" FLOOR TO BOTTOM OF BOX

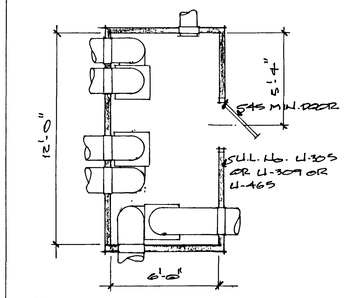

2/4 MECH. ROOM PLAN
SCALE: 1/4" = 1'-0"

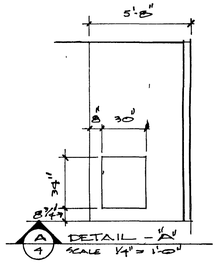

A/4 DETAIL - "A"
SCALE 1/4" = 1'-0"

Drawings and/or Dimensions
Subject To Field Verification

ENGINEER: RICHARD M. COLLINS, P.E.
P. O. BOX 10721
KNOXVILLE, TN 37939
ph. (...) 588-2731
MUTUAL GRAPHICS GROUP, INC.

Papermill Pointe
Business Park

1346 PAPERMILL POINTE WAY
BUILDING FLOOR PLAN
NOTES & DETAILS

REVISIONS
R-1 12/30/2002

DATE
12-2002

SCALE
1/4" = 1'-0"

4

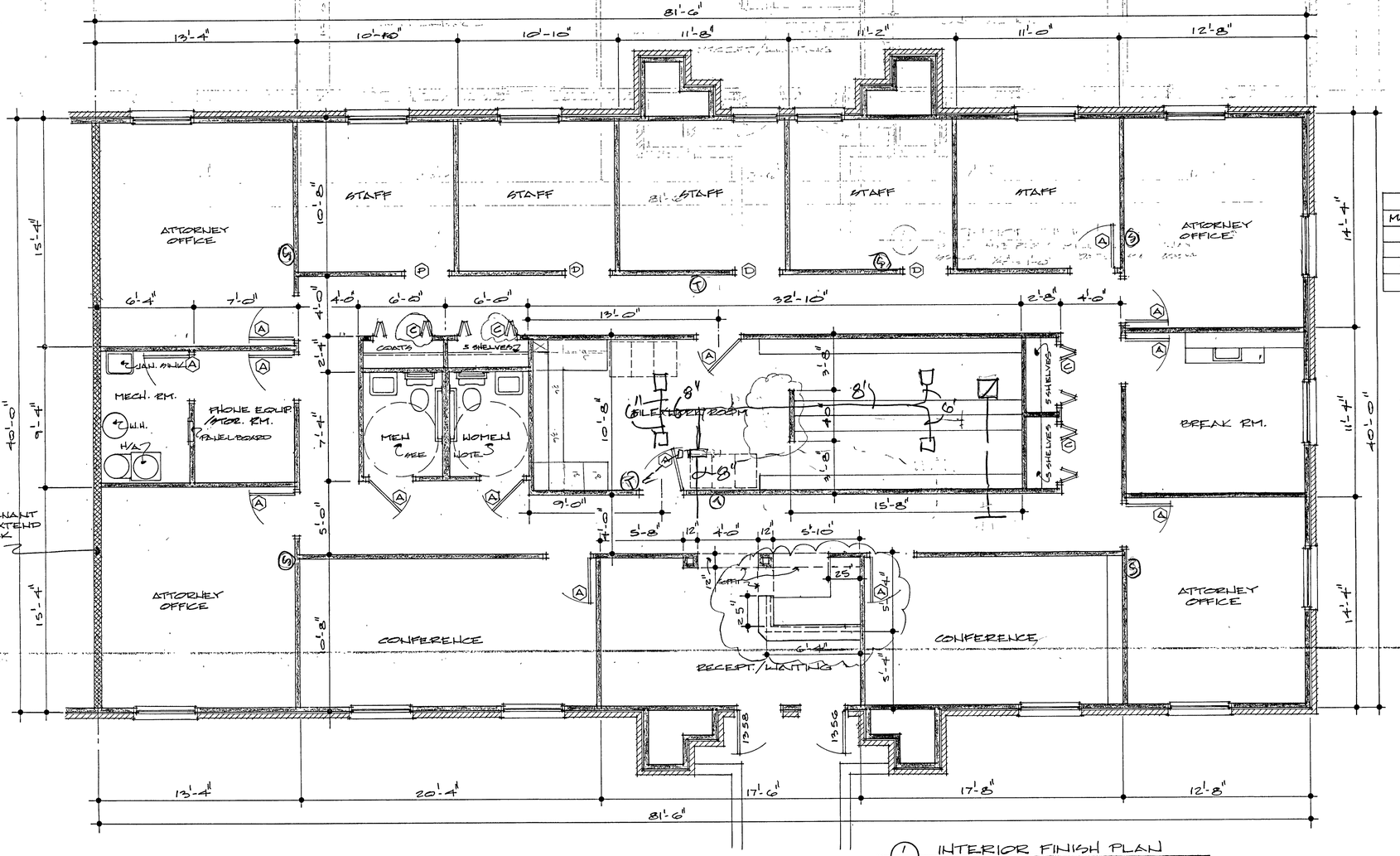

1/1 INTERIOR FINISH PLAN
1356 & 1358 PAPERMILL POINTE WAY
SCALE: 1/4" = 1'-0" DATE: MAY, 2004

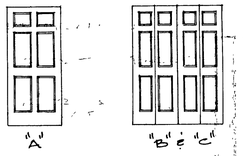

DOOR SCHEDULE			
MARK	SIZE	R.O.	REMARKS
A	3068	38"w. x 81"h.	6 PANEL
B	5068	62"w x 81"h.	6 PANEL BI-FOLD
C	4068	50"w x 81"h.	6 PANEL BI-FOLD
D	3068	38"w x 81"h.	CASED OPENING

RESTROOM NOTES

IN EACH ACCESSABLE TOILET THERE SHALL BE A GRAB BAR MOUNTED ON THE SIDEWALL ADJACENT TO THE WATERCLOSET AND A GRAB BAR MOUNTED ON THE REAR WALL BEHIND THE WATERCLOSET.

THE SIDEWALL GRAB BAR SHALL BE A MINIMUM OF 42" LONG WITH THE FAR END LOCATED A MAXIMUM OF 12" FROM THE FINISHED FACE OF THE WALL BEHIND THE WATERCLOSET.

THE REAR GRAB BAR SHALL BE 24" LONG WITH 12" ON EITHER SIDE OF THE WATERCLOSET CENTERLINE

ALL GRAB BARS SHALL BE MOUNTED NOT LESS THAN 33" NOR MORE THAN 36" ABOVE THE FINISHED FLOOR.

ALL GRAB BARS SHALL BE CAPABLE OF SUPPORTING A 250LB. LOAD APPLIED IN ANY DIRECTION ANYWHERE ALONG ITS LENGTH.

ALL GRAB BARS SHALL BE 1-1/4" TO 1-1/2" IN DIAMETER

THE CLEAR HAND SPACE BETWEEN THE GRAB BAR AND THE FINISHED FACE OF THE WALL SHALL BE 1-1/2"

EACH ACCESSIBLE TOILET SHALL HAVE A CLEAR FLOOR AREA OF 60" BY 60" OR A 60" DIAMETER TURNING CIRCLE;

ACCESSIBLE WATERCLOSETS SHALL HAVE THE SEAT AT 16-1/2" MIN. TO 19-1/2" MAX. ABOVE THE FINISHED FLOOR.

THE SPACE BELOW THE SKIRT OF A WALL HUNG LAVATORY SHALL BE NOT LESS THAN 29" AND THE HEIGHT TO THE LAVATORY RIM SHALL BE NOT MORE THAN 36" NOR LESS THAN 34".

MAXIMUM WATER TEMPERATURE SHALL NOT EXCEED 120 DEGREES F.

A MIRROR SHALL BE PLACED ABOVE THE LAVATORY AND TOWEL RACK PLACED NEARBY, BOTH BEING NOT MORE THAN 40" ABOVE THE FINISHED FLOOR.

UNLESS OTHERWISE NOTED, ALL WATER SUPPLY LINES SHALL BE COPPER.

UNLESS OTHERWISE NOTED, ALL WASTE AND VENT LINES SHALL BE SCHEDULE 40 PVC.

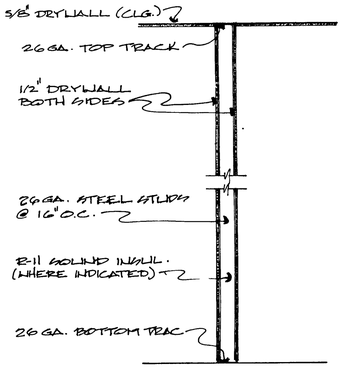

2/1 TYPICAL INTERIOR PARTITION SECTION
SCALE: 3/4" = 1'-0"

LAW OFFICE

Drawings and/or Dimensions
Subject To Field Verification

ENGINEER: RICHARD M. COLLINS, P.E.
P. O. BOX 10721
KNOXVILLE, TN 37939
ph. (423)588-2731
MUTUAL GRAPHICS GROUP, INC.

Papermill Pointe
Business Park

INTERIOR FINISH PLAN
1356 & 1358
PAPERMILL POINTE WAY

REVISIONS
R-1 06/11/04
R-2 06-17-04

DATE
MAY, 2004

SCALE
1/4" = 1'-0"

1

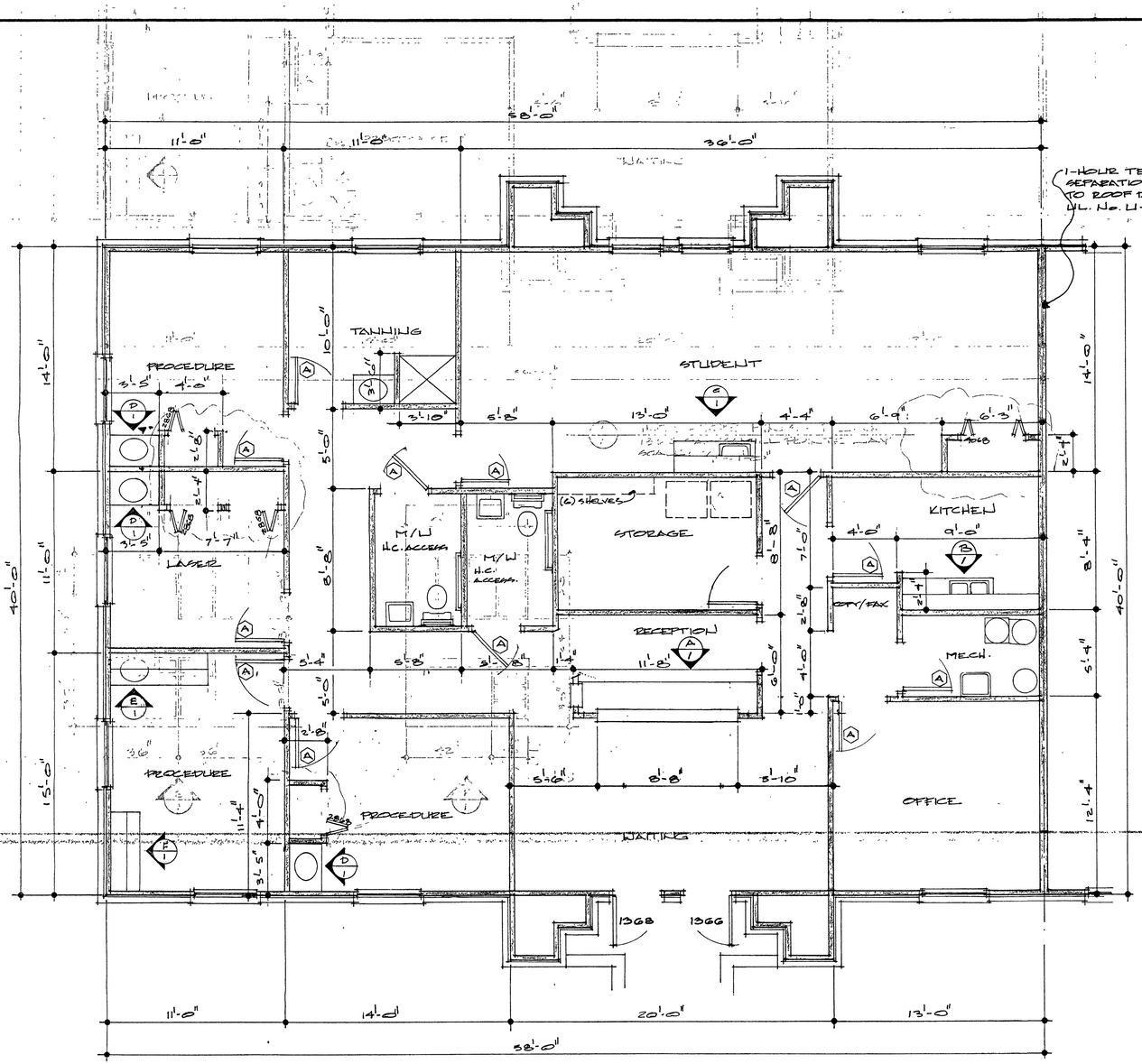

1 / 1 INTERIOR FINISH PLAN
1366 PAPERMILL POINTE WAY
SCALE: 1/4" = 1'-0"

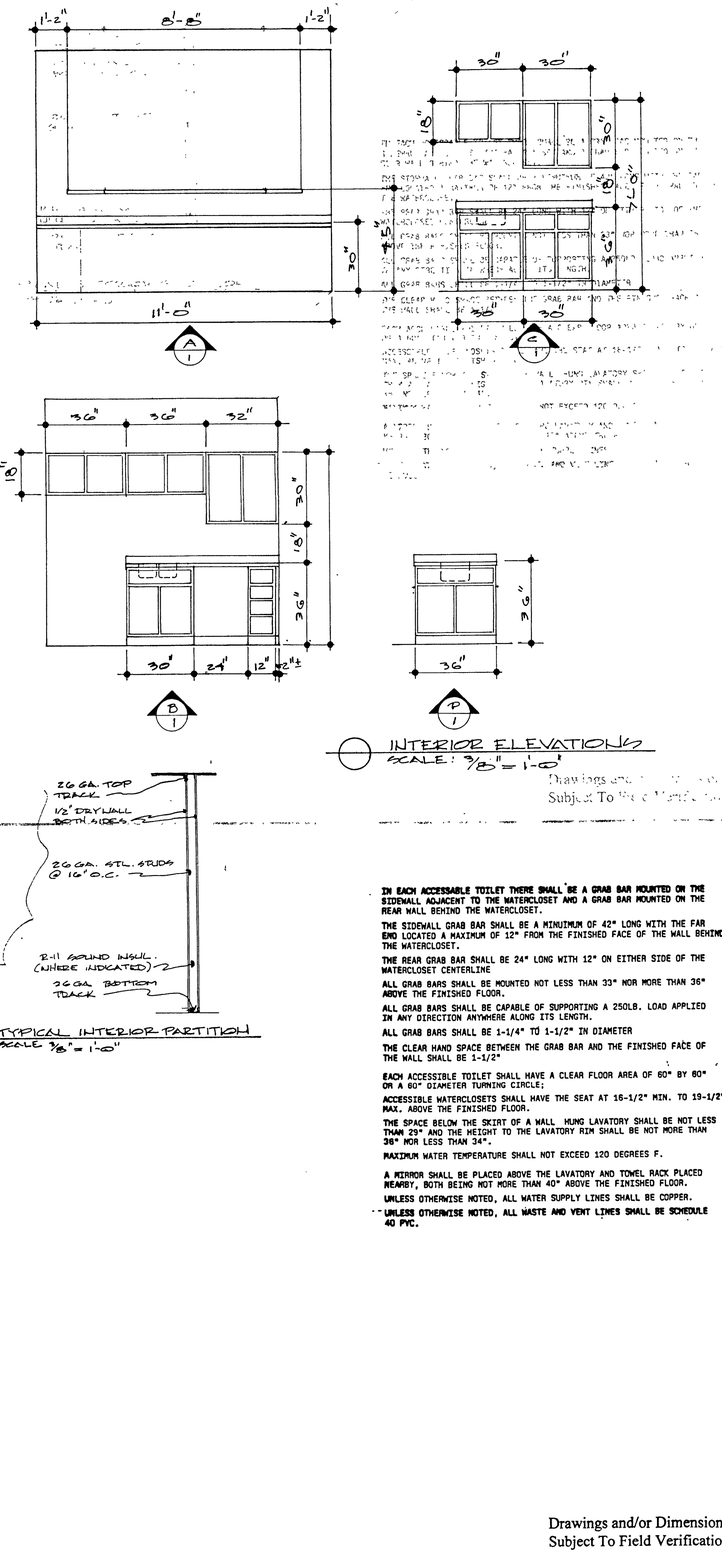

A / 1 B / 1 C / 1 D / 1

INTERIOR ELEVATIONS
SCALE: 3/8" = 1'-0"

2 / 1 TYPICAL INTERIOR PARTITION
SCALE 3/8" = 1'-0"

IN EACH ACCESSABLE TOILET THERE SHALL BE A GRAB BAR MOUNTED ON THE SIDEWALL ADJACENT TO THE WATERCLOSET AND A GRAB BAR MOUNTED ON THE REAR WALL BEHIND THE WATERCLOSET.

THE SIDEWALL GRAB BAR SHALL BE A MINIMUM OF 42" LONG WITH THE FAR END LOCATED A MAXIMUM OF 12" FROM THE FINISHED FACE OF THE WALL BEHIND THE WATERCLOSET.

THE REAR GRAB BAR SHALL BE 24" LONG WITH 12" ON EITHER SIDE OF THE WATERCLOSET CENTERLINE

ALL GRAB BARS SHALL BE MOUNTED NOT LESS THAN 33" NOR MORE THAN 36" ABOVE THE FINISHED FLOOR.

ALL GRAB BARS SHALL BE CAPABLE OF SUPPORTING A 250LB. LOAD APPLIED IN ANY DIRECTION ANYWHERE ALONG ITS LENGTH.

ALL GRAB BARS SHALL BE 1-1/4" TO 1-1/2" IN DIAMETER

THE CLEAR HAND SPACE BETWEEN THE GRAB BAR AND THE FINISHED FACE OF THE WALL SHALL BE 1-1/2"

EACH ACCESSIBLE TOILET SHALL HAVE A CLEAR FLOOR AREA OF 60" BY 60" OR A 60" DIAMETER TURNING CIRCLE;

ACCESSIBLE WATERCLOSETS SHALL HAVE THE SEAT AT 16-1/2" MIN. TO 19-1/2" MAX. ABOVE THE FINISHED FLOOR.

THE SPACE BELOW THE SKIRT OF A WALL HUNG LAVATORY SHALL BE NOT LESS THAN 29" AND THE HEIGHT TO THE LAVATORY RIM SHALL BE NOT MORE THAN 36" NOR LESS THAN 34".

MAXIMUM WATER TEMPERATURE SHALL NOT EXCEED 120 DEGREES F.

A MIRROR SHALL BE PLACED ABOVE THE LAVATORY AND TOWEL RACK PLACED NEARBY, BOTH BEING NOT MORE THAN 40" ABOVE THE FINISHED FLOOR.

UNLESS OTHERWISE NOTED, ALL WATER SUPPLY LINES SHALL BE COPPER.

UNLESS OTHERWISE NOTED, ALL WASTE AND VENT LINES SHALL BE SCHEDULE 40 PVC.

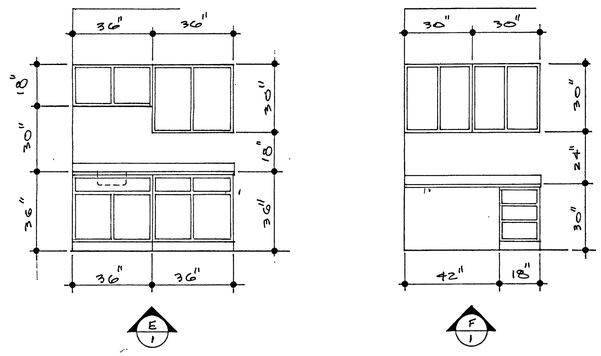

Drawings and/or Dimensions
Subject To Field Verification

ENGINEER: RICHARD M. COLLINS, P.E.
P. O. BOX 10721
KNOXVILLE, TN 37939
ph.(?)588-2731

MUTUAL GRAPHICS GROUP, INC.

Papermill Pointe Business Park

1366 PAPERMILL POINTE WAY
INTERIOR FINISH PLAN
NOTES & DETAILS

REVISIONS

DATE
JULY, 2003

SCALE
1/4" = 1'-0"

1

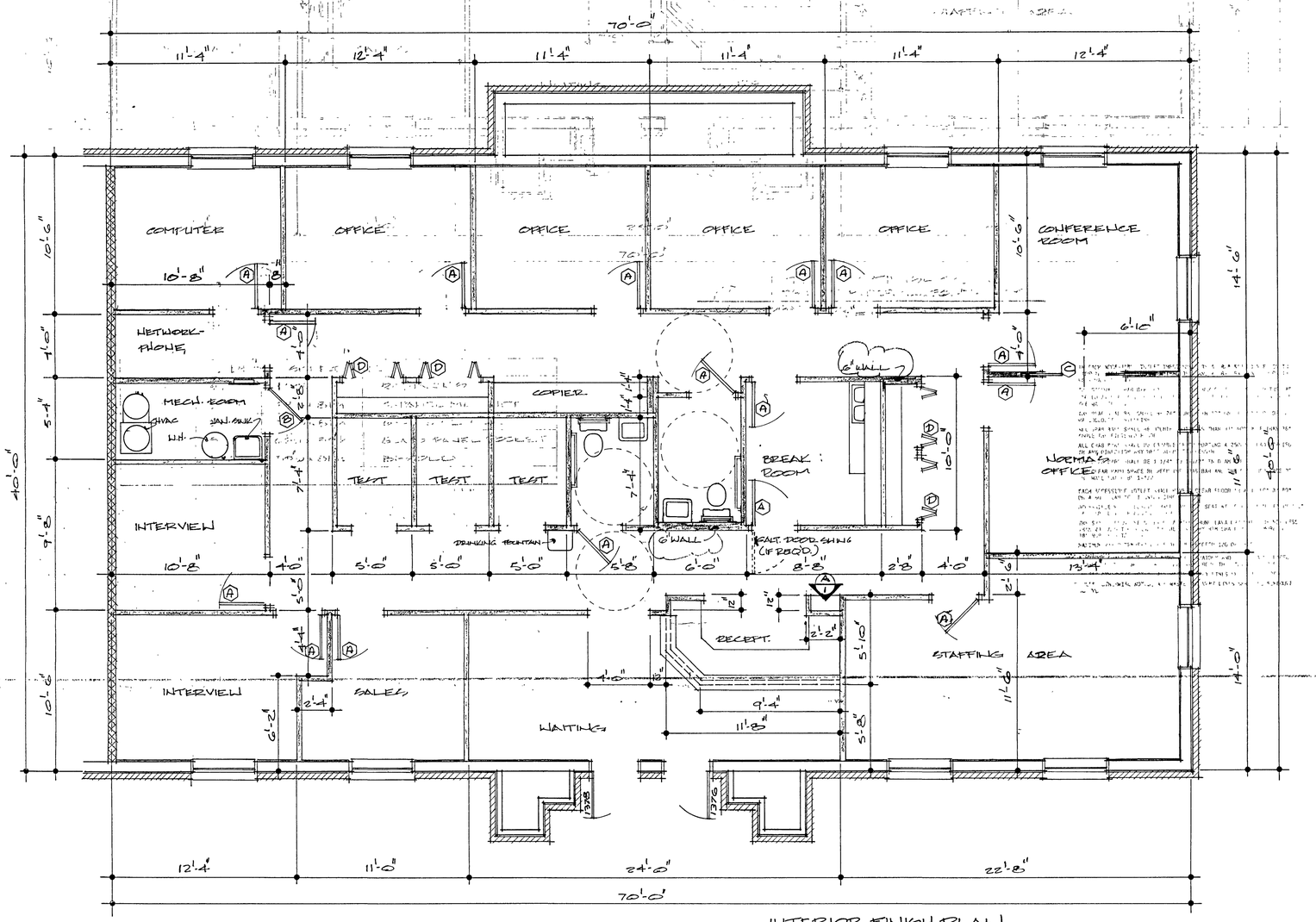

1/1 INTERIOR FINISH PLAN
1376 & 1378 PAPERMILL POINTE WAY
SCALE: 1/4" = 1'-0"

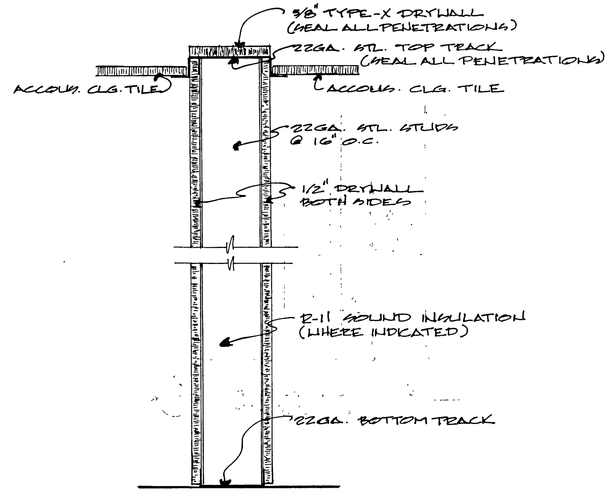

2/1 TYPICAL INT. PARTITION SECTION
SCALE: 3" = 1'-0"

DOOR SCHEDULE			
MARK	SIZE	R.O.	REMARKS
A	3068	38"w x 81"h.	6-PANEL MASONITE
B	3068	38"w x 81"h.	6-P. W/CLOSER
C	5468	66"w x 84"h.	GLASS PANEL POCKET
D	9068	50"w x 81"h.	BI-FOLD

IN EACH ACCESSABLE TOILET THERE SHALL BE A GRAB BAR MOUNTED ON THE SIDEWALL ADJACENT TO THE WATERCLOSET AND A GRAB BAR MOUNTED ON THE REAR WALL BEHIND THE WATERCLOSET.

THE SIDEWALL GRAB BAR SHALL BE A MINIMUM OF 42" LONG WITH THE FAR END LOCATED A MAXIMUM OF 12" FROM THE FINISHED FACE OF THE WALL BEHIND THE WATERCLOSET.

THE REAR GRAB BAR SHALL BE 24" LONG WITH 12" ON EITHER SIDE OF THE WATERCLOSET CENTERLINE

ALL GRAB BARS SHALL BE MOUNTED NOT LESS THAN 33" NOR MORE THAN 36" ABOVE THE FINISHED FLOOR.

ALL GRAB BARS SHALL BE CAPABLE OF SUPPORTING A 250LB. LOAD APPLIED IN ANY DIRECTION ANYWHERE ALONG ITS LENGTH.

ALL GRAB BARS SHALL BE 1-1/4" TO 1-1/2" IN DIAMETER

THE CLEAR HAND SPACE BETWEEN THE GRAB BAR AND THE FINISHED FACE OF THE WALL SHALL BE 1-1/2"

EACH ACCESSIBLE TOILET SHALL HAVE A CLEAR FLOOR AREA OF 60" BY 60" OR A 60" DIAMETER TURNING CIRCLE;

ACCESSIBLE WATERCLOSETS SHALL HAVE THE SEAT AT 16-1/2" MIN. TO 19-1/2" MAX. ABOVE THE FINISHED FLOOR.

THE SPACE BELOW THE SKIRT OF A WALL HUNG LAVATORY SHALL BE NOT LESS THAN 29" AND THE HEIGHT TO THE LAVATORY RIM SHALL BE NOT MORE THAN 38" NOR LESS THAN 34".

MAXIMUM WATER TEMPERATURE SHALL NOT EXCEED 120 DEGREES F.

A MIRROR SHALL BE PLACED ABOVE THE LAVATORY AND TOWEL RACK PLACED NEARBY, BOTH BEING NOT MORE THAN 40" ABOVE THE FINISHED FLOOR.

UNLESS OTHERWISE NOTED, ALL WATER SUPPLY LINES SHALL BE COPPER.

UNLESS OTHERWISE NOTED, ALL WASTE AND VENT LINES SHALL BE SCHEDULE 40 PVC.

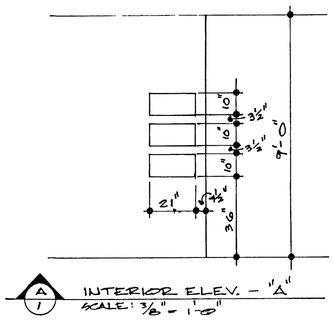

A/1 INTERIOR ELEV. - "A"
SCALE: 3/8" = 1'-0"

TEMP. SERVICE

Drawings and/or Dimensions
Subject To Field Verification

ENGINEER: RICHARD M. COLLINS, P.E.
P. O. BOX 10721
KNOXVILLE, TN 37939
ph. (423)588-2751

MUTUAL GRAPHICS GROUP, INC.

Papermill Pointe
Business Park

INTERIOR FINISH PLAN
1376 & 1378 PAPERMILL POINTE WAY

REVISIONS
R-1 10/06/04

DATE

SCALE
1

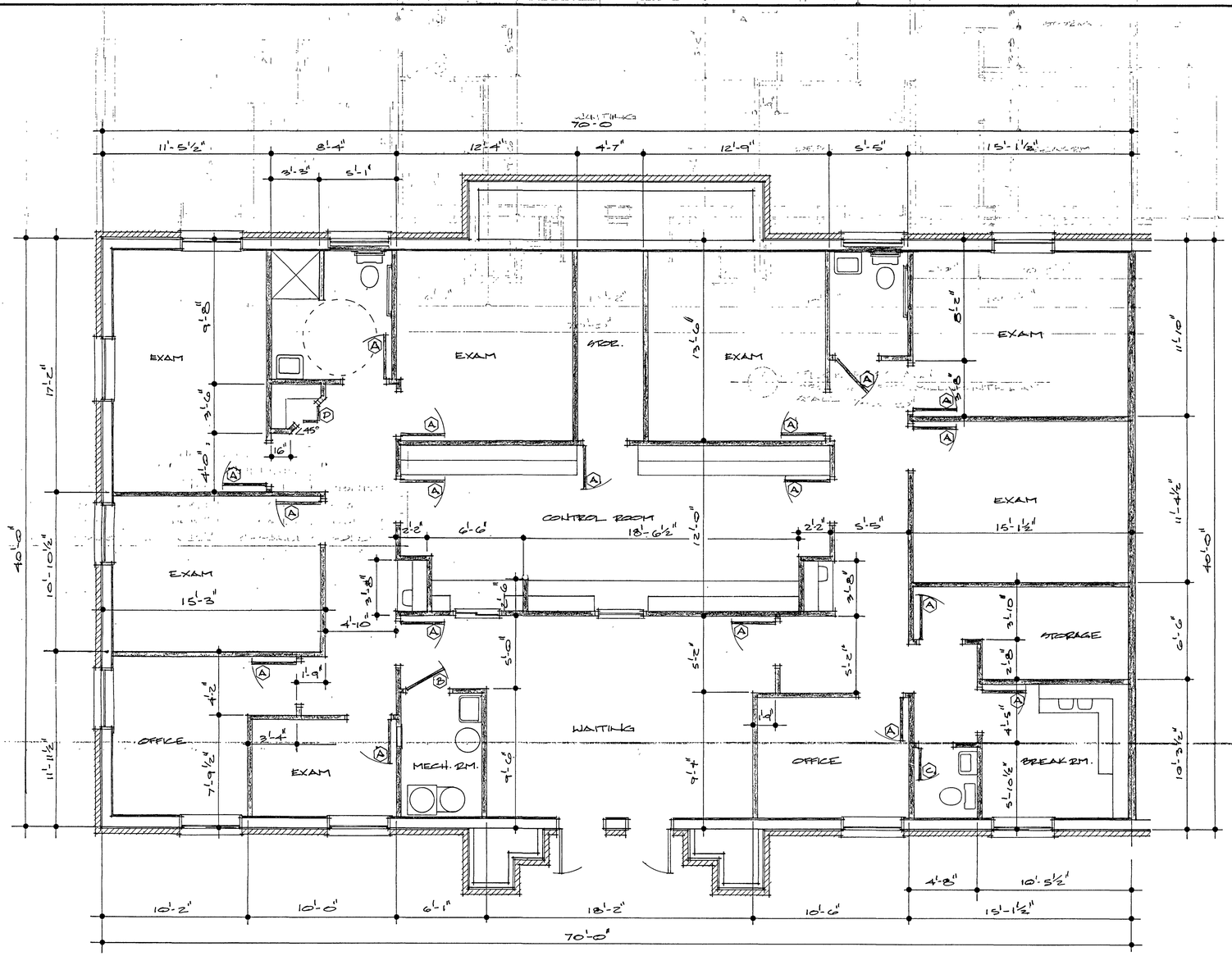

1/1 FLOOR PLAN
1386 & 1388 PAPERMILL POINTE WAY
SCALE: 1/4"=1'-0"

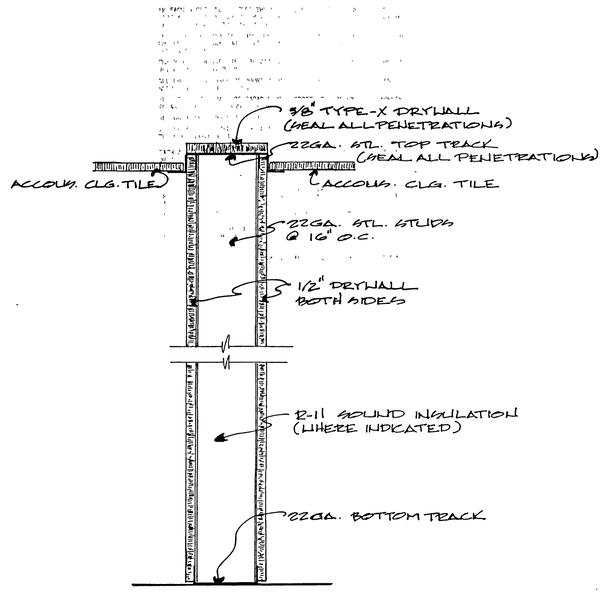

2/1 TYPICAL INT. PARTITION SECTION
SCALE: 3"=1'-0"

DOOR SCHEDULE			
MARK	SIZE	R.O.	REMARKS
A	3068	38"w x 82½"h.	6-PANEL MASONITE
B	3068	38"w x 82½"h.	6-P w/CLOSER
C	2468	30"w x 82½"h.	6-PANEL MASONITE
D	2068	26"w x 82½"h.	6-PANEL BI-FOLD

IN EACH ACCESSABLE TOILET THERE SHALL BE A GRAB BAR MOUNTED ON THE SIDEWALL ADJACENT TO THE WATERCLOSET AND A GRAB BAR MOUNTED ON THE REAR WALL BEHIND THE WATERCLOSET.

THE SIDEWALL GRAB BAR SHALL BE A MINIMUM OF 42" LONG WITH THE FAR END LOCATED A MAXIMUM OF 12" FROM THE FINISHED FACE OF THE WALL BEHIND THE WATERCLOSET.

THE REAR GRAB BAR SHALL BE 24" LONG WITH 12" ON EITHER SIDE OF THE WATERCLOSET CENTERLINE

ALL GRAB BARS SHALL BE MOUNTED NOT LESS THAN 33" NOR MORE THAN 36" ABOVE THE FINISHED FLOOR.

ALL GRAB BARS SHALL BE CAPABLE OF SUPPORTING A 250LB. LOAD APPLIED IN ANY DIRECTION ANYWHERE ALONG ITS LENGTH.

ALL GRAB BARS SHALL BE 1-1/4" TO 1-1/2" IN DIAMETER

THE CLEAR HAND SPACE BETWEEN THE GRAB BAR AND THE FINISHED FACE OF THE WALL SHALL BE 1-1/2"

EACH ACCESSIBLE TOILET SHALL HAVE A CLEAR FLOOR AREA OF 60" BY 80" OR A 60" DIAMETER TURNING CIRCLE;

ACCESSIBLE WATERCLOSETS SHALL HAVE THE SEAT AT 16-1/2" MIN. TO 19-1/2" MAX. ABOVE THE FINISHED FLOOR.

THE SPACE BELOW THE SKIRT OF A WALL HUNG LAVATORY SHALL BE NOT LESS THAN 29" AND THE HEIGHT TO THE LAVATORY RIM SHALL BE NOT MORE THAN 36" NOR LESS THAN 34".

MAXIMUM WATER TEMPERATURE SHALL NOT EXCEED 120 DEGREES F.

A MIRROR SHALL BE PLACED ABOVE THE LAVATORY AND TOWEL RACK PLACED NEARBY, BOTH BEING NOT MORE THAN 40" ABOVE THE FINISHED FLOOR.

UNLESS OTHERWISE NOTED, ALL WATER SUPPLY LINES SHALL BE COPPER.

UNLESS OTHERWISE NOTED, ALL WASTE AND VENT LINES SHALL BE SCHEDULE 40 PVC.

Barker Sleep.

Drawings and/or Dimensions
Subject To Field Verification

RICHARD M. COLLINS — REGISTERED ENGINEER — STATE OF TENNESSEE

ENGINEER: RICHARD M. COLLINS, P.E.
P. O. BOX 10721
KNOXVILLE, TN 37939
ph. (423)588-2731

MUTUAL GRAPHICS GROUP, INC.

Papermill Pointe Business Park

INTERIOR FINISH PLAN
1386 & 1388 PAPERMILL POINTE WAY

REVISIONS

DATE
DECEMBER 2001

SCALE
1/4" = 1'-0"

1

Ver2405

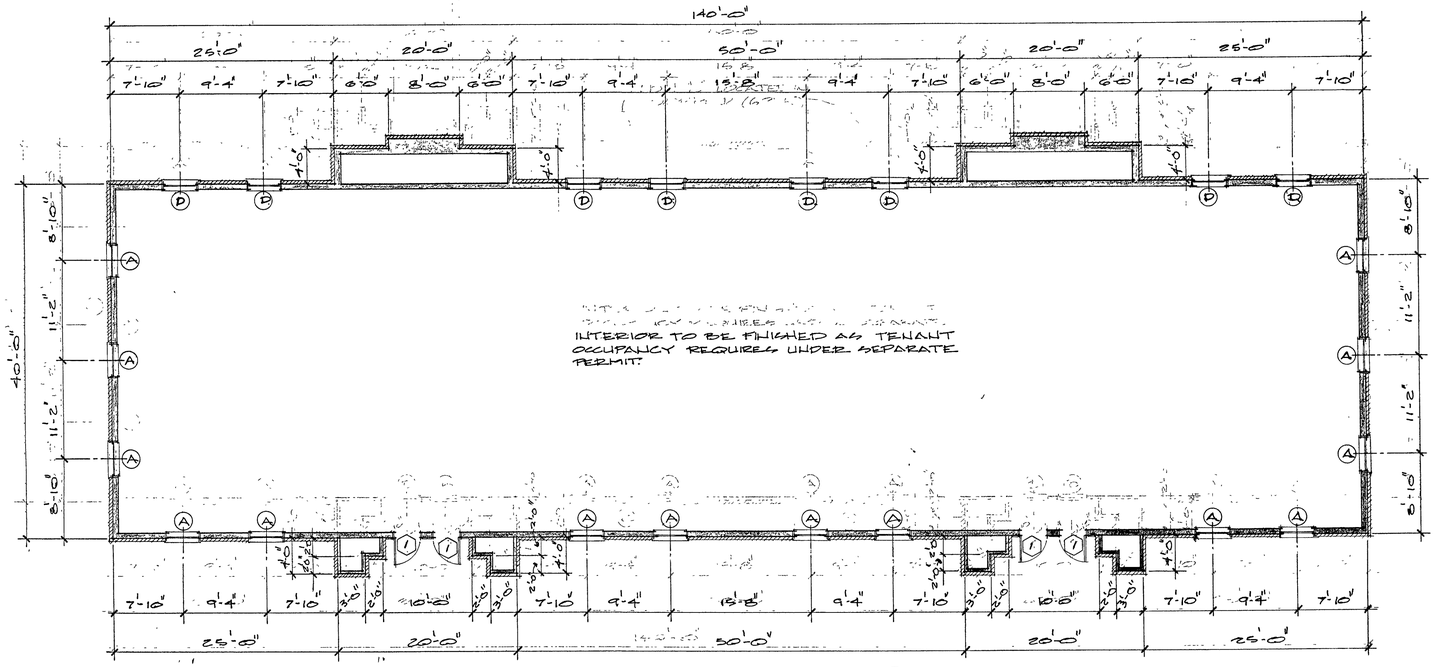

1/8 FIRST FLOOR PLAN
SCALE: 1/8" = 1'-0"

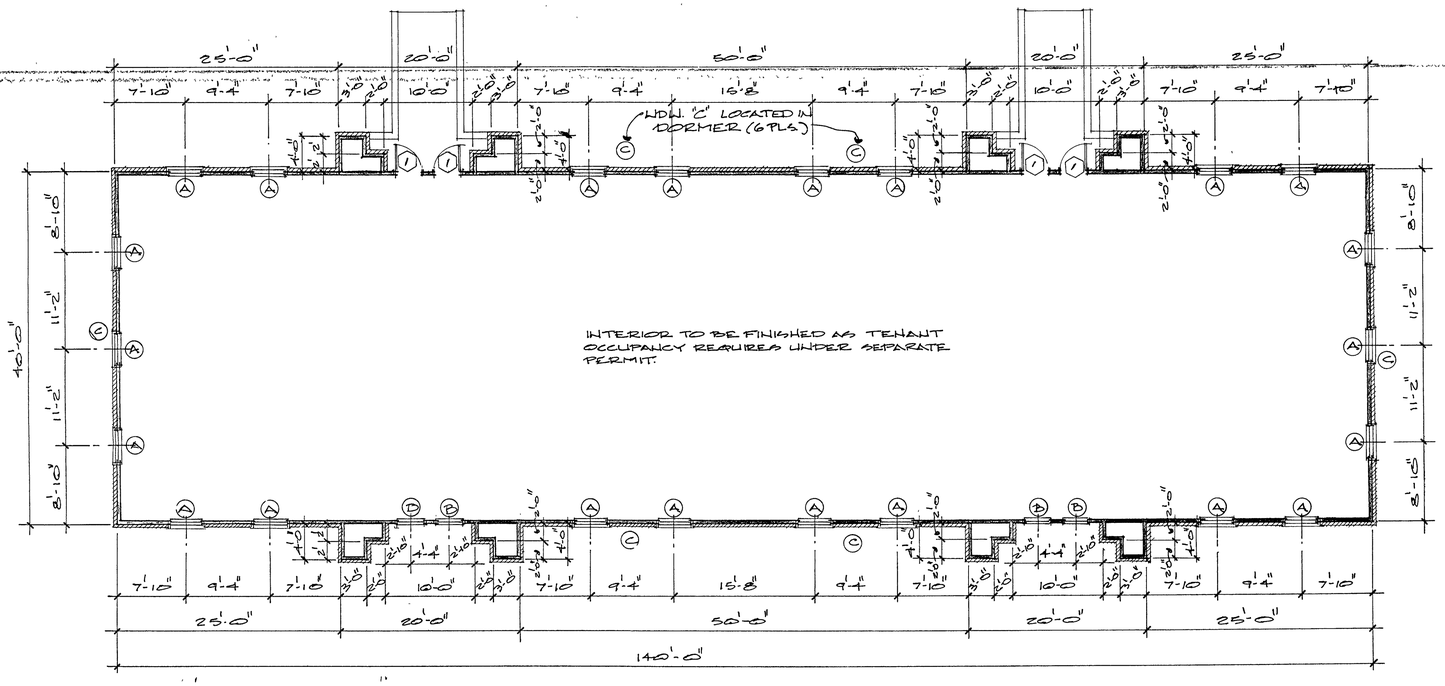

2/8 SECOND FLOOR PLAN
SCALE: 1/8" = 1'-0"

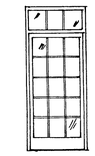

DOOR #1
3068 W/TRANS

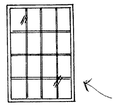

WDW. "A"
3854
(44"W x 64"h.)
36 UNITS

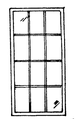

WDW. "B"
3060
(36"W x 72"h)
4 UNITS

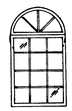

WDW. "C"
3040 W/CIR.
(36"W x 66"h.)
LOCATED IN DORMER
6 UNITS

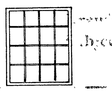

WDW. "D"
3844
(44"W x 52"h.)

Drawings and/or Dimensions
Subject to Field Verification

RICHARD M. COLLINS
REGISTERED ENGINEER
No. 19721
STATE OF TENNESSEE

ENGINEER: RICHARD M. COLLINS, P.E.
P. O. BOX 10721
KNOXVILLE, TN 37939
ph. (423)588-2731

MUTUAL GRAPHICS
GROUP, INC.

Papermill Pointe

Business Park

1ST FLOOR PLAN
2ND FLOOR PLAN
FRONT & REAR ELEVATIONS

REVISIONS

DATE
APRIL, 2001

SCALE
1/8" = 1'-0"

3

M222400